


Unlock the Secrets of Sentence Structure: Master the Art of Diagramming

Language, the powerful tool that enables us to communicate, convey ideas, and express ourselves, is built upon a foundation of structured sentences. Understanding how sentences are constructed and how their elements interact is crucial for effective communication, whether in writing or speech.

Diagramming sentences, a technique that visually depicts the relationships between words, offers a comprehensive and accessible method for comprehending sentence structure. This article delves into the world of sentence diagramming, providing a step-by-step guide that will empower you to dissect any sentence, regardless of its complexity.



How to Diagram Any Sentence: Exercises to Accompany The Diagramming Dictionary (Grammar for the Well-Trained Mind) by Jorge A. Franco R.

★★★★★ 5 out of 5

Language	: English
File size	: 124327 KB
Text-to-Speech	: Enabled
Screen Reader	: Supported
Print length	: 435 pages
X-Ray for textbooks	: Enabled
Hardcover	: 196 pages
Item Weight	: 1.03 pounds
Dimensions	: 6.14 x 0.5 x 9.21 inches

FREE

DOWNLOAD E-BOOK



Why Diagram Sentences?

Diagramming sentences is not merely an academic exercise; it offers a multitude of benefits that extend beyond the classroom.

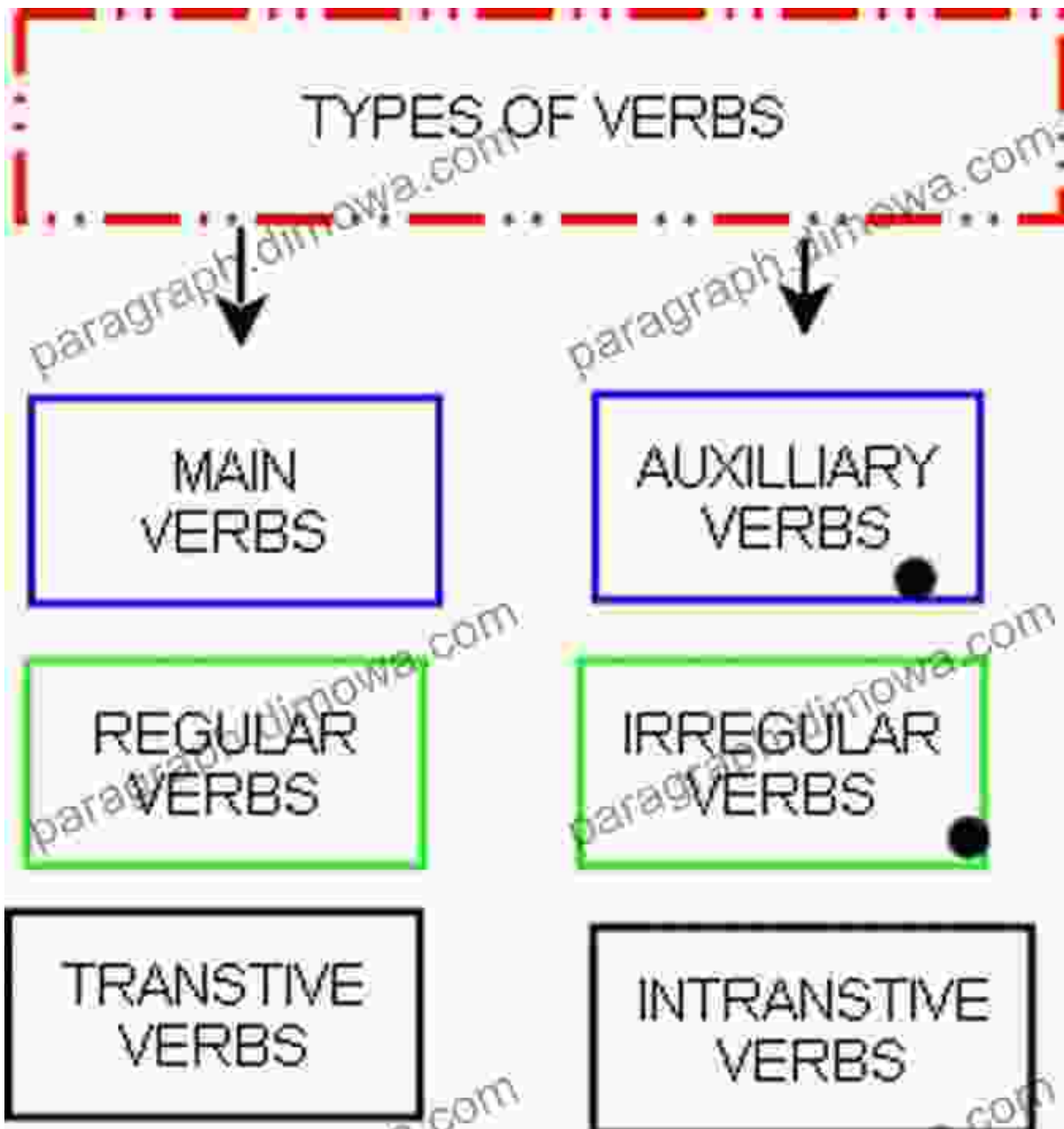
- **Improved Sentence Comprehension:** By visualizing the relationships between words, diagramming helps you grasp the structure and meaning of sentences more effectively.
- **Enhanced Writing Skills:** Understanding sentence structure enables you to construct clear, concise, and grammatically accurate sentences in your writing.
- **Better Reading Comprehension:** Diagramming improves your ability to understand and analyze texts, as it provides a visual representation of sentence structure.
- **Stronger Grammar Foundation:** Diagramming reinforces the rules of grammar, helping you identify and understand the different parts of speech and their functions.

Step-by-Step Guide to Diagramming Sentences

Diagramming sentences is a straightforward process that involves breaking down the sentence into its component parts and representing their relationships on a diagram.

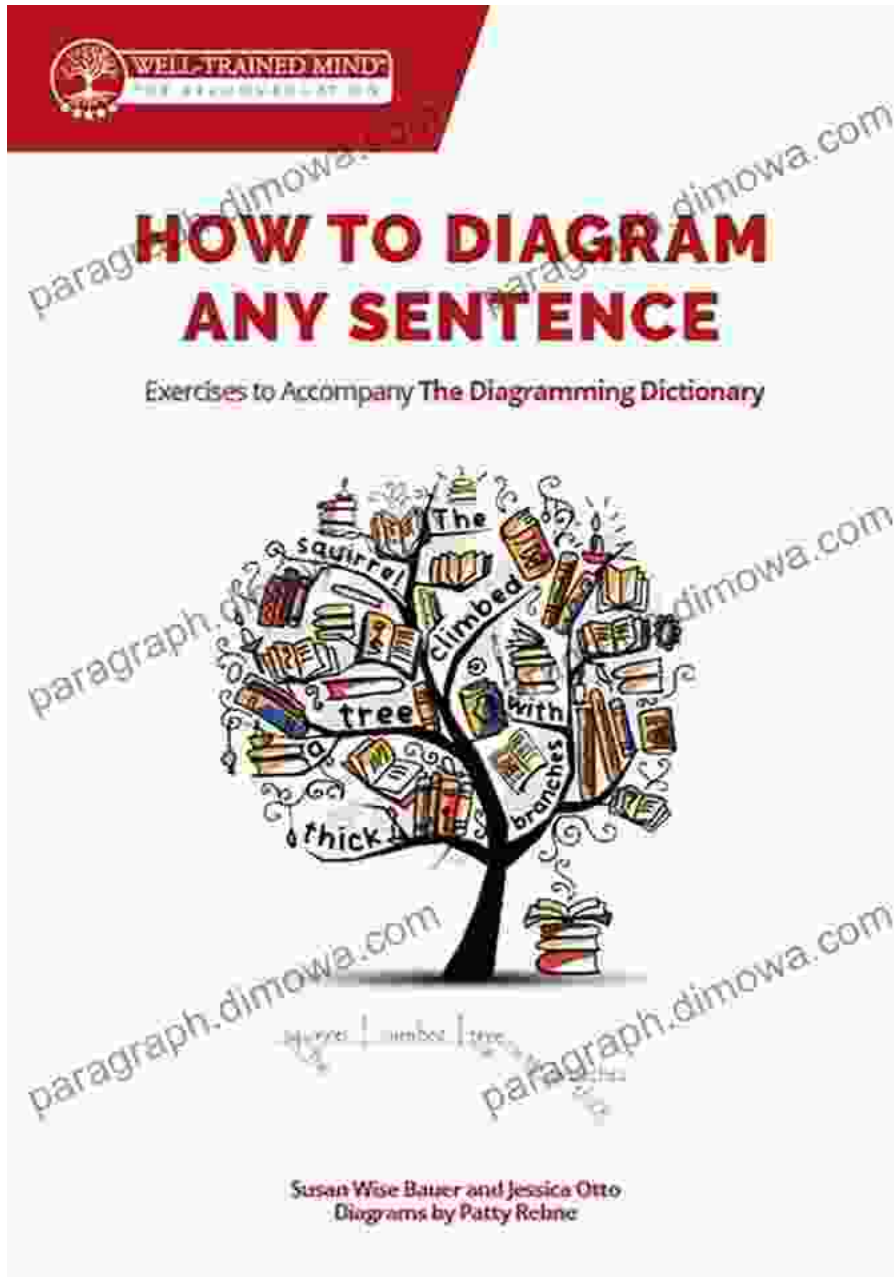
Step 1: Identify the Main Verb

The backbone of a sentence is its main verb, which expresses the action or state of being. Begin by identifying the main verb and placing it on the diagram as the central element.



Step 2: Determine the Subject

The subject is the entity that performs the action expressed by the main verb. Find the subject and draw a line connecting it to the main verb.



Step 3: Add Direct Objects and Indirect Objects

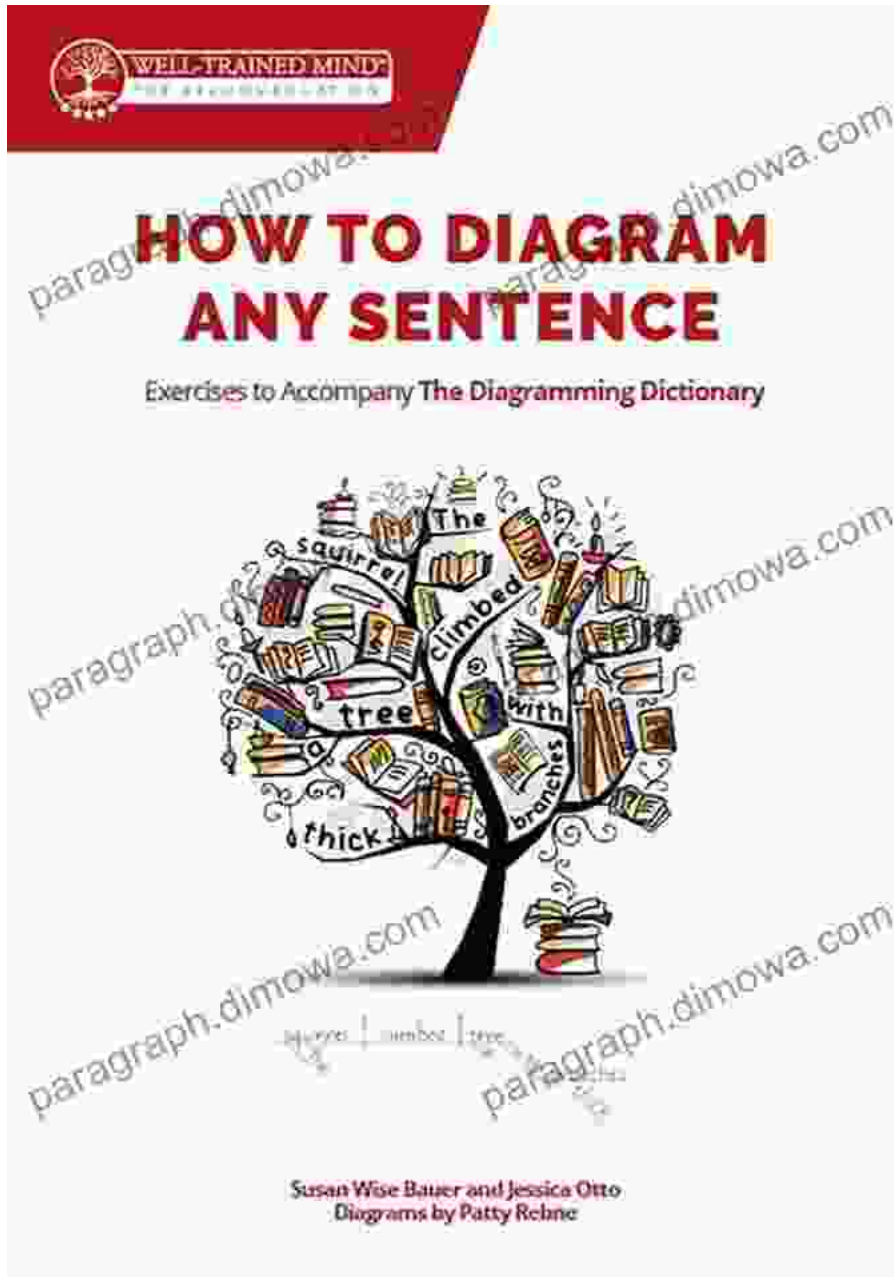
Direct objects receive the direct action of the verb, while indirect objects receive the indirect action. If a sentence contains direct or indirect objects, connect them to the main verb with lines.

How to diagram prepositional phrases:



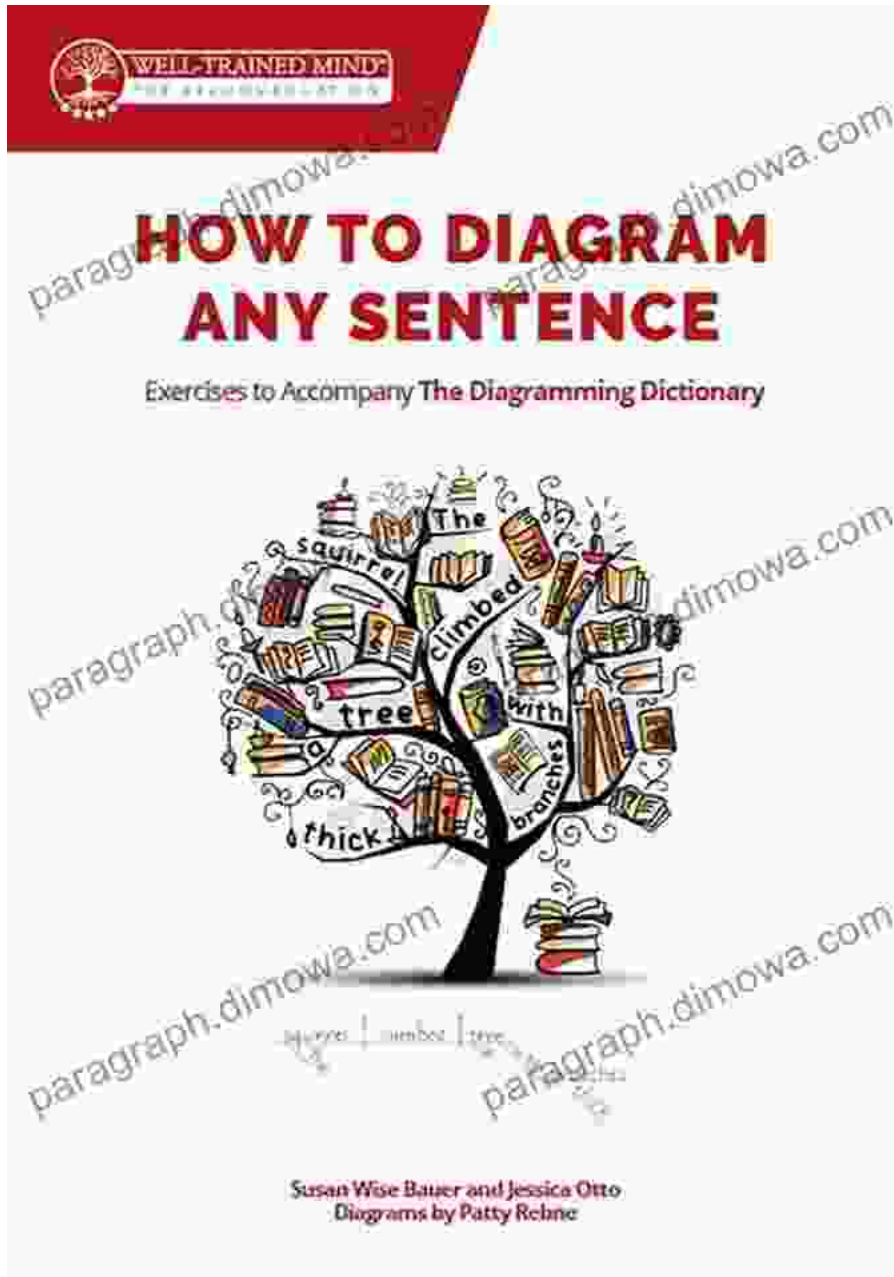
Step 4: Include Prepositional Phrases

Prepositional phrases provide additional information about the subject, verb, or other elements in the sentence. Connect prepositional phrases to the relevant word using lines.



Step 5: Add Modifiers

Modifiers, such as adjectives and adverbs, describe or provide additional information about other elements in the sentence. Connect modifiers to the words they modify using lines.



Practice and Beyond

Mastering the art of sentence diagramming requires practice. Start with simple sentences and gradually work your way up to more complex ones.


Once you have a firm grasp of sentence diagramming, you can apply it to various areas:

- **Writing:** Improve the clarity and precision of your writing by ensuring that your sentences are grammatically sound and well-structured.
- **Reading:** Enhance your comprehension and critical analysis skills by visualizing the relationships between words in texts.
- **Grammar:** Reinforce your understanding of grammar rules and improve your ability to identify and correct grammatical errors.
- **Education:** Help students visualize sentence structure, making grammar and writing concepts more accessible.

Diagramming sentences is an invaluable tool that empowers you to understand, construct, and analyze language effectively. By following the step-by-step guide outlined in this article, you can unlock the secrets of sentence structure and harness its power for improved communication and language mastery.

Invest in "How to Diagram Any Sentence," the comprehensive guide that will transform your approach to sentence comprehension and writing. This book provides a wealth of examples, exercises, and practical tips to guide you on your journey to becoming a sentence diagramming expert.

Free Download your copy today and embark on a journey of linguistic discovery!




How to Diagram Any Sentence: Exercises to Accompany The Diagramming Dictionary (Grammar for the Well-Trained Mind) by Jorge A. Franco R.

★★★★★ 5 out of 5

Language : English

File size : 124327 KB

Text-to-Speech : Enabled
Screen Reader : Supported
Print length : 435 pages
X-Ray for textbooks : Enabled
Hardcover : 196 pages
Item Weight : 1.03 pounds
Dimensions : 6.14 x 0.5 x 9.21 inches



Where Dreams Descend: A Literary Gateway to a Kingdom of Enchanting Delights

Prepare yourself for a literary adventure that will captivate your imagination and leave you spellbound. "Where Dreams Descend," the enchanting debut novel by...



Amy Tan: Asian Americans of Achievement

Amy Tan is an American writer known for her novels and short stories that explore the Asian American experience. She is one of the most celebrated and...